

Prices shown are not the final selling price.  
To obtain the list price, multiply the price by 2.65.  
Prices effective as March 2023.

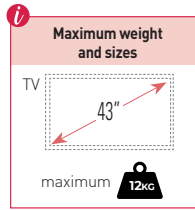
# TUBBE

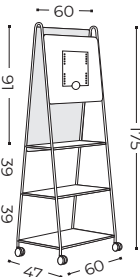
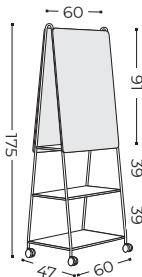
— By I+D+i Actiu —





Model	TUBBE BOOKCASE		MOBILE MODULAR BOOKCASE	
Structure	<ul style="list-style-type: none"> <li>Portal frame made of hot rolled steel tube Ø16 mm (E260+CR2,S2),</li> <li>Intermediate cross members made of hot rolled steel tube Ø13 mm (E260+CR2,S2).</li> <li>Mounting system by means of threaded bolt + eccentric.</li> </ul>		<ul style="list-style-type: none"> <li>Portal frame made of hot rolled steel tube Ø16 mm (E260+CR2,S2),</li> <li>Intermediate cross members made of hot rolled steel tube Ø13 mm (E260+CR2,S2).</li> <li>Mounting system by means of threaded bolt + eccentric.</li> </ul>	
Base	<ul style="list-style-type: none"> <li>Anti humidity feet with Ø16 in PA levellers.</li> <li>Leveling range 0 - 10mm</li> </ul>		<ul style="list-style-type: none"> <li>Black castors (black frame) or white castors (white frame) - 65 mm diameter - 2 castors with brakes and 2 without brakes.</li> </ul>	
Support				
Complements	<ul style="list-style-type: none"> <li><b>Shelves</b> 16 mm thick melamine - 340x340x16mm</li> <li><b>Hollow drawer</b> 16 mm thick melamine - 340x340x400</li> <li><b>Hinged door</b> for use in hollow drawers 16 mm thick melamine - 340x340x16mm</li> <li><b>Gardener</b> 16 mm thick melamine - 130X340X400 + anti-skid support</li> <li><b>Dice cup</b> made of hot-rolled sheet steel with a thickness of 0.8 mm, available in black and white.</li> </ul>		<ul style="list-style-type: none"> <li><b>Shelves</b> 16 mm thick melamine - 340x340x16mm</li> <li><b>Hollow drawer</b> 16 mm thick melamine - 340x340x400</li> <li><b>Hinged door</b> for use in hollow drawers 16 mm thick melamine - 340x340x16mm</li> <li><b>Gardener</b> 16 mm thick melamine - 130X340X400 + anti-skid support</li> <li><b>Dice cup</b> made of hot-rolled sheet steel with a thickness of 0.8 mm, available in black and white.</li> </ul>	
Technical characteristics				
Dimensions	<b>Unit 2x1</b> <b>Overall dimensions:</b> Height: 870 mm Width: 430 mm Depth: 359 mm		<b>Unit 4x1</b> <b>Overall dimensions:</b> Height: 1580 mm Width: 430 mm Depth: 359 mm	
Dimensions				
Dimensions				

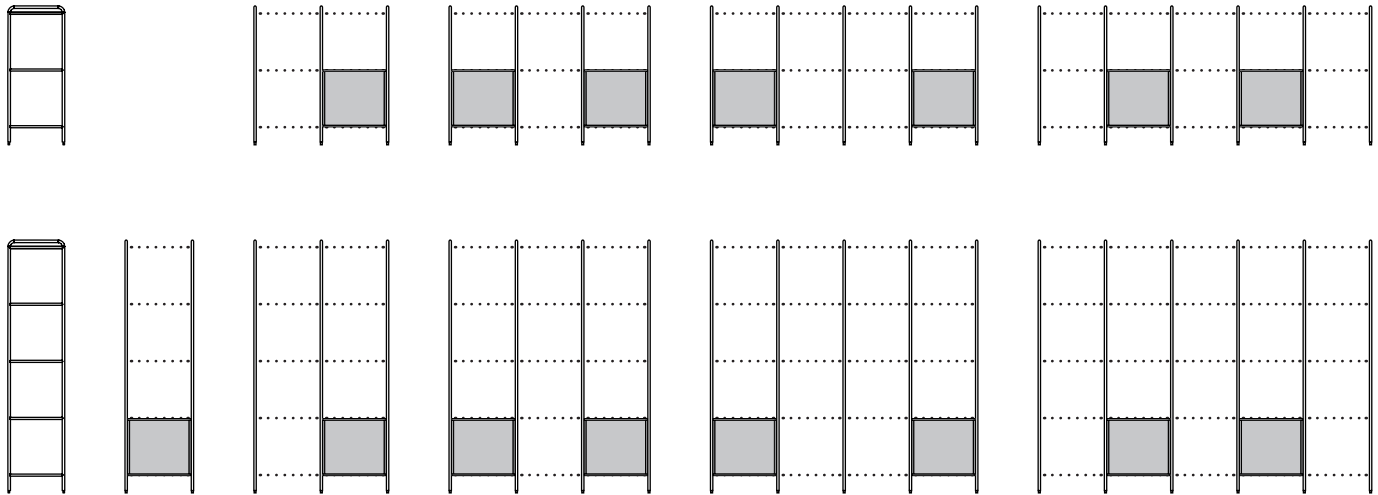


Model	TUBBE TECH - MOBILE MODULE		TUBBE CLASS - MOBILE MODULE	
Structure	<ul style="list-style-type: none"><li>Portal frame made of hot rolled steel tube Ø16 mm (E260+CR2,S2),</li><li>Intermediate cross members made of hot rolled steel tube Ø13 mm (E260+CR2,S2).</li><li>Mounting system by means of threaded bolt + eccentric.</li><li>16mm melamine panels - 600x470x16mm</li></ul>		<ul style="list-style-type: none"><li>Portal frame made of hot rolled steel tube Ø16 mm (E260+CR2,S2),</li><li>Intermediate cross members made of hot rolled steel tube Ø13 mm (E260+CR2,S2).</li><li>Mounting system by means of threaded bolt + eccentric.</li><li>16mm melamine panels - 600x470x16mm</li></ul>	
Base	<ul style="list-style-type: none"><li>Black castors (black frame) or white castors (white frame) - 65 mm diameter - 2 castors with brakes and 2 without brakes.</li></ul>			
Support				
Surfaces	Front and rear panels made of different materials to suit different needs.			
Technical characteristics	<ul style="list-style-type: none"><li><b>Shelves:</b> 16 mm thick melamine shelves in diferents finishes.</li><li><b>1 pintable panel:</b> 1 pintable panel made with 10mm thickness LUXE MDF in white finish, suitable for direct writing with dry erase markers.</li><li><b>1 MFC panel:</b> 16 mm thick melamine panel with sheet metal support for monitor mounting.</li><li><b>TV support module:</b> made of 1.5mm laminated steel.</li></ul>		<ul style="list-style-type: none"><li><b>Shelves:</b> 16 mm thick melamine shelves in diferents finishes.</li><li><b>2 pintable panel2:</b> pintable panel made with 10mm thickness LUXE MDF in white finish, suitable for direct writing with dry erase marker</li></ul>	
Connection system	<ul style="list-style-type: none"><li><b>INTEGRATED ELECTRIFICATION MODULE 1mm STEEL LAMINATED</b><ul style="list-style-type: none"><li>1 set of screws</li><li>3 socket strip: GX30 + Cable with plug GX21</li><li>Module atom: plug + 2 usb</li><li>Cable hanger bracket</li></ul></li></ul>			
Complements	<ul style="list-style-type: none"><li><b>Beaker</b> made of hot rolled steel sheet with a 0.8 mm thickness available in black and white.</li><li><b>Multifunction Drawer</b> made of hot rolled steel sheet with a 0.8 mm thickness available in black and white.</li></ul>			
Dimensions				
Dimensions	<p><b>Overall dimensions:</b> Height: 1750 mm Width: 600 mm Depth: 470 mm</p>		<p><b>Overall dimensions:</b> Height: 1750 mm Width: 600 mm Depth: 470 mm</p>	

## HOW TO ORDER TUBBE BOOKCASE

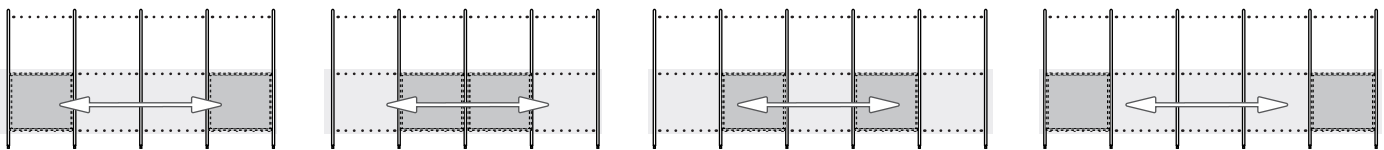
### 1 SELECT STRUCTURE

Includes 1 or 2 structural drawers, depending on the configuration and the corresponding gantries.



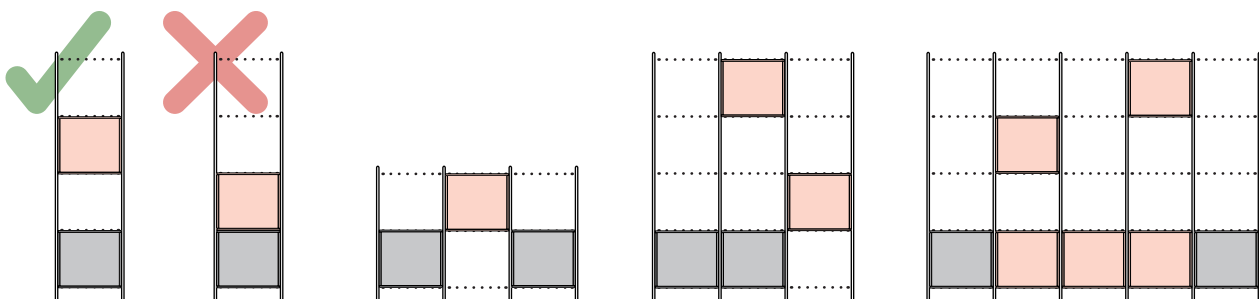
### 2 CHOOSE LOCATION OF STRUCTURAL ENCLOSURES

Structural cabinets shall always be located in the bottom row. For two-column configurations the minimum number shall be one cabinet and for three to five-column configurations it shall be two cabinets.



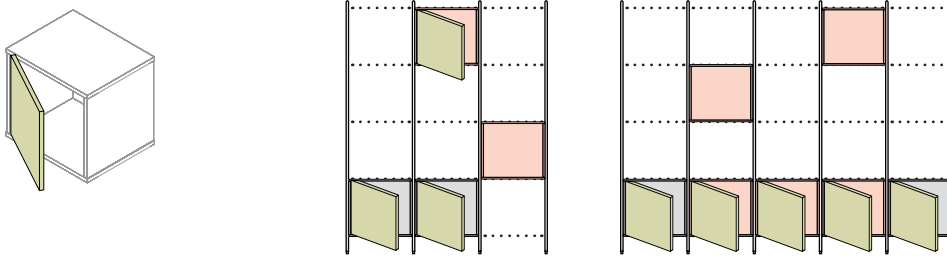
### 3 CHOOSING OPTIONAL DRAWERS AND THEIR CORRECT LOCATION

The optional cabinets can be placed wherever you wish with the exception that they cannot be placed one on top of the other.



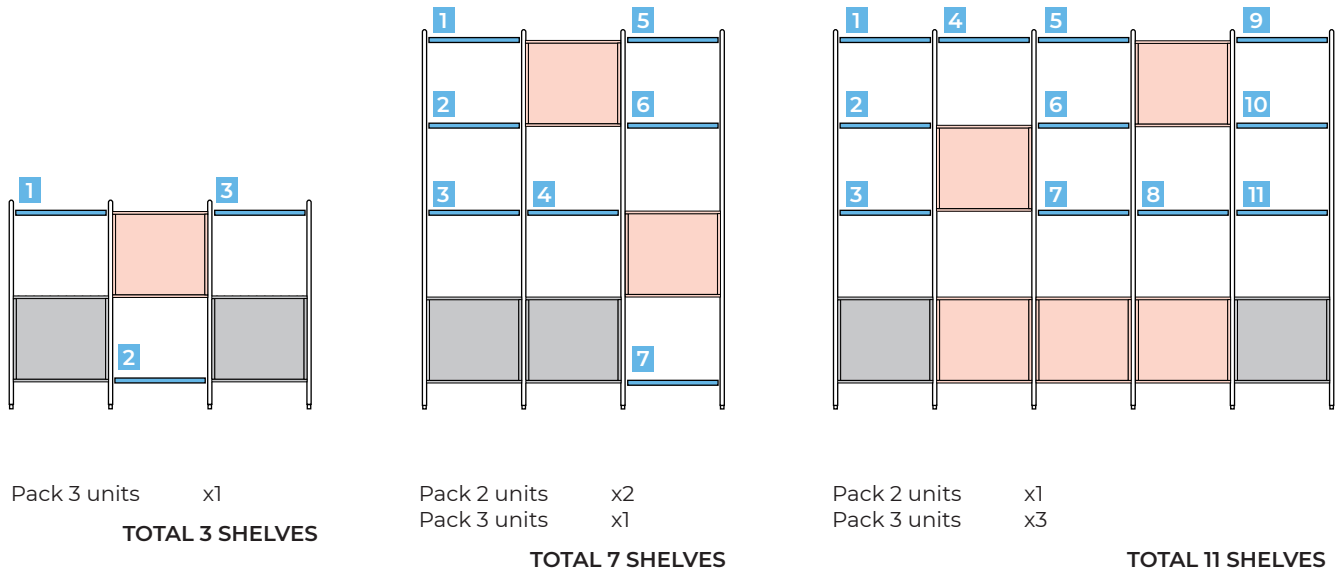
#### 4 SELECT THE OPTIONAL DOORS FOR THE CABINETS

Doors for hollow drawers are optional, they can be added to any existing drawer in the defined composition. They must be installed before assembly, i.e. once the hollow drawer has been installed, the door cannot be installed.



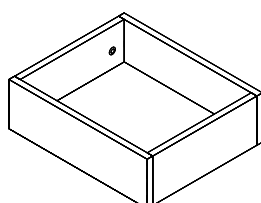
#### 5 FILLING IN EMPTY SPACES WITH SHELVES

The shelves are mandatory for the configuration of a Tubbe shelving system. To request the necessary shelves to make up a shelving unit, a count should be made, taking into account that in those openings where there is a drawer, it should not be considered to request shelves (both on the upper and lower surface of the drawer, as the drawer itself will serve as a shelf for the upper and lower opening).

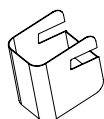


#### 6 CHOOSE OPTIONAL ADD-ONS


To complete our Tubbe shelving, you must choose the accessories, these accessories are optional, therefore they are not compulsory to assemble the Tubbe shelving. Both the multifunction drawer and the suspended cubilite can be installed once the shelving is assembled.



**XTBCJ1**  
Multifunction Drawer



**XTBCB1**  
Suspended Beaker



How to code a reference TUBBE



REFERENCE	DESCRIPTION	UNITS
TB1232F00M07	2-height portal frame with 3 rows, white frame finish. 2 hollow cupboards in chestnut finish.	1
XTBPT1020403M07	Pack of two doors for use with hollow cupboard, chestnut finish	1
XTBSH1020403M07	Pack of two shelves, chestnut finish	1
XTBSH1030403M07	Pack of three shelves, chestnut finish	1



REFERENCE	DESCRIPTION	UNITS
TB1432F00M11	4-height portal frame with 3 rows, white frame finish. 2 hollow cupboards in lime oak finish.	1
XTBPT1010403M11	Pack of one door for use with hollow cupboard, lime oak finish	1
XTBSH1020403M11	Pack of two shelves, lime oak finish	1
XTBSH1030403M11	Pack of three shelves, lime oak finish	3
XTBCJ1010403M11	Multifunctional drawer module, pack 1 unit, lime oak finish	1


## How to code a reference TUBBE



REFERENCE	DESCRIPTION	UNITS
TB2T020618J08M08081EU	TECH mobile caddy module. Portal tubular frame with 3 shelves, panel for monitor placement and paintable whiteboard, black structure finish. Integrated EU-220v connection system. Multifunction drawer in black steel sheet.	1

## TUBBE CADDY WITH LAMINATED WRITING SURFACE

White laminated melamine desk-top, suitable for writing directly on it with dry erase markers.



### Cleaning the Desk-top

Easily erased and cleaned with a simple dry cloth or rubber, even when the writing has been there for a while.

The use of chemical products for cleaning the desk-top is not recommended.




### Markers for Writing

To correctly write on the desk-top, the use of dry erase markers is recommended in order to lengthen the desk desk-top's useful life.

## TUBBE BOOKCASE - RANGE OF FINISHES


### Structure and accessories

#### Steel



### Surfaces


#### MFC



## TUBBE CADDY - RANGE OF FINISHES

### Structure and accessories

#### Steel



### Surfaces

#### MFC

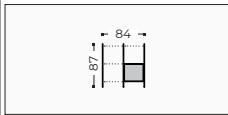
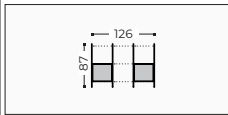
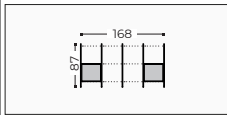
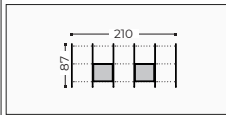



#### Laminate panels (HPL)












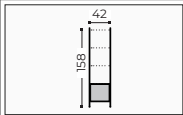
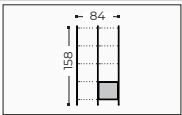
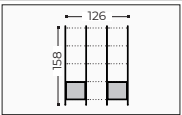
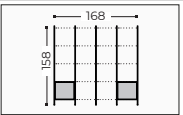
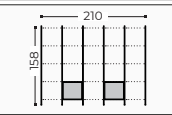
**Tubbe Bookcase**


				
MODEL	Tubbe Bookcase - 2x2 1 hollow cabinet (without shelves)	Tubbe Bookcase - 2x3 2 hollow cabinets (without shelves)	Tubbe Bookcase - 2x4 2 hollow cabinets (without shelves)	Tubbe Bookcase - 2x5 2 hollow cabinets (without shelves)
REFERENCE	<b>TB1221</b>	<b>TB1232</b>	<b>TB1242</b>	<b>TB1252</b>



TYPE OF SUPPORT					
	Levelers	<b>F</b>	575,40	856,80	1.020,60
					1.171,80






STRUCTURE FINISH					
	White Steel	<b>00</b>			
	Black Steel	<b>08</b>			

CUPBOARDS FINISH					
	White Melamine	<b>M00</b>			
	Lime oak Melamine	<b>M11</b>			
	Light oak Melamine	<b>M10</b>			
	Chestnut Melamine	<b>M07</b>			
	Black Melamine	<b>M08</b>			

					
MODEL	Tubbe Bookcase - 4x1 1 hollow cabinet (without shelves)	Tubbe Bookcase - 4x2 1 hollow cabinet (without shelves)	Tubbe Bookcase - 4x3 2 hollow cabinets (without shelves)	Tubbe Bookcase - 4x4 2 hollow cabinets (without shelves)	Tubbe Bookcase - 4x5 2 hollow cabinets (without shelves)
REFERENCE	<b>TB1411</b>	<b>TB1421</b>	<b>TB1432</b>	<b>TB1442</b>	<b>TB1452</b>

TYPE OF SUPPORT					
	Levelers	<b>F</b>	532,00	768,60	1.122,80
					1.359,40
					1.583,40

STRUCTURE FINISH					
	White Steel	<b>00</b>			
	Black Steel	<b>08</b>			

CUPBOARDS FINISH					
	White Melamine	<b>M00</b>			
	Lime oak Melamine	<b>M11</b>			
	Light oak Melamine	<b>M10</b>			
	Chestnut Melamine	<b>M07</b>			
	Black Melamine	<b>M08</b>			

**Complements**  
Tubbe Bookcase





MODEL	Shelves	Hollow cabinets	Door for hollow cabinet	Multifunction Drawer	Suspended Beaker
REFERENCE	XTBSH1	XTBAR1	XTBPT1	XTBCJ1	XTBCB1


PACK UNITS						
Pack 1 units	01		130,20	46,20	99,40	47,60
Pack 2 units	02	53,20		81,20		
Pack 3 units	03	77,00				
Pack 10 units	10	246,40				



SIZES						
40cm x 34cm	0403					






FINISH							
	White Steel	00					
	Black Steel	08					
	White Melamine	M00					
	Lime oak Melamine	M11					
	Light oak Melamine	M10					
	Chestnut Melamine	M07					
	Black Melamine	M08					

**Mobile Modular Bookcase**

		
MODEL	Mobile Bookcase with 4 shelves + 1 hollow cabinet Reconfigurable recess	Mobile Bookcase with 2 shelves + 2 hollow cabinets Reconfigurable recess
REFERENCE	<b>TB1221</b>	<b>TB1222</b>

TYPE OF SUPPORT				
	Castors	<b>J</b>	858,20	935,20

STRUCTURE FINISH				
	White Steel	<b>00</b>		
	Black Steel	<b>08</b>		








CUPBOARDS AND SHELVES FINISH				
	White Melamine	<b>M00</b>		
	Lime oak Melamine	<b>M11</b>		
	Light oak Melamine	<b>M10</b>		
	Chestnut Melamine	<b>M07</b>		
	Black Melamine	<b>M08</b>		

**Complements**  
Mobile Bookcase















			
MODEL	Multifunction Drawer	Door for hollow cabinet	Suspended Beaker
REFERENCE	<b>XTBCJ1</b>	<b>XTBPT1</b>	<b>XTBCB1</b>

PACK UNITS				
Pack 1 units	<b>01</b>	99,40	46,20	47,60
Pack 2 units	<b>02</b>		81,20	

SIZES				
40cm x 34cm	<b>0403</b>			

FINISH				
	White Steel	<b>00</b>		
	Black Steel	<b>08</b>		
	White Melamine	<b>M00</b>		
	Lime oak Melamine	<b>M11</b>		
	Light oak Melamine	<b>M10</b>		
	Chestnut Melamine	<b>M07</b>		
	Black Melamine	<b>M08</b>		

Agile Tubbe Module

Agile Tubbe Module									
MODEL			CLASS 3 Shelves + 2 Paintable Boards			TECH 3 Shelves + 1 Paintable Board + TV Anchor			
REFERENCE			TB2C01			TB2T02			
SIZE									
60 x 175 cm - 3 Heights			0618	782,60			782,60		
TYPE OF SUPPORT									
	Castors		J						
STRUCTURE FINISH									
	White Steel		00						
	Black Steel		08						
FINISH SHELVES									
	White Melamine		M00						
	Black Melamine		M08						
OPTIONAL COMPLEMENTS									
	Without Multifunction Drawer		99						
		White Steel	00	+ 137,20				+ 137,20	
		Black Steel	08			+ 137,20		+ 137,20	
	Without Suspended Beaker		99						
		White Steel	00	+ 47,60				+ 47,60	
		Black Steel	08			+ 47,60		+ 47,60	
CONECTIVITY									
	US - 120V		1US				Consult with Sales Department		
	EU - 220V		1EU				+ 399,00		
	UK - 220V		1UK				+ 399,00		