





slim
studio expormim, 2011

[en] “*Slim* is a basic though versatile collection with multiple weatherproof upholstery options, including nautical leather and polypropylene fabrics. Nonetheless it also blends into indoor spaces as smoothly as a chameleon. Never an outdoor collection seemed so fit in the inside.”










C661 Slim. Chaise longue / tumbona. Sunbrella sling sailing space

C662 Sjim. Double chaise longue / tumbona doble. Silvertex ice



C663 Sjim. Round daybed / cama redonda. Silvertex ice

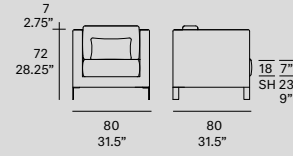


slim

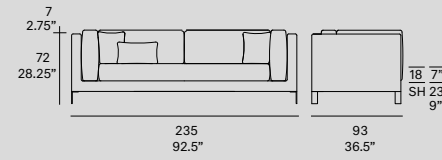
[en] Modular collection with structure made of high resistance aluminum covered with QuickDryFoam®. Possibility of customization through a wide variety of technical fabrics completely suitable for outdoor use. Legs made of stainless steel.

studio expormim, 2011

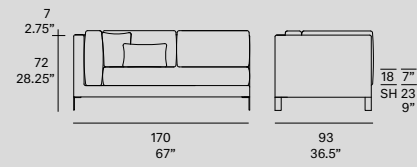
C651
—
Armchair



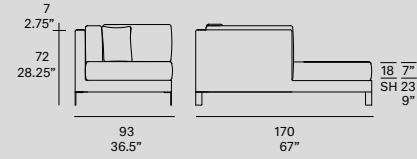
C653
—
Sofa



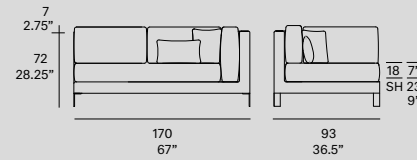
C670
—
Left side module



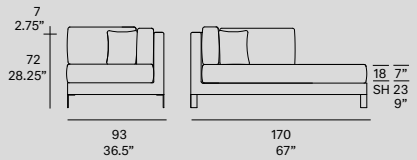
C673
—
Left chaise longue module



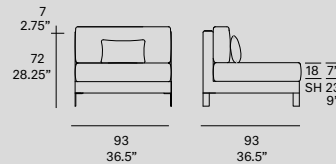
C671
—
Right side module



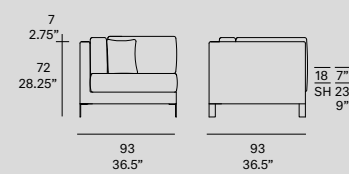
C674
—
Right chaise longue module



C672
—
Central module



C675
—
Corner module



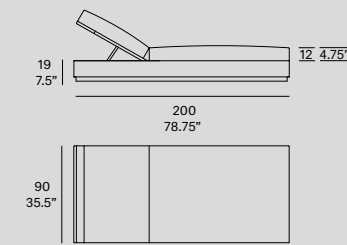
- Legs:
- 100 FT white
 - 111 FT graphite
 - 102 FT light grey
 - 108 FT oxide
 - 109 FT champagne
 - 110 FT bronze
 - satin stainless steel

- Upholstered:
- G12
 - G13

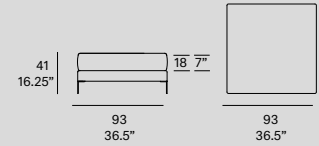
slim

studio expormim, 2011

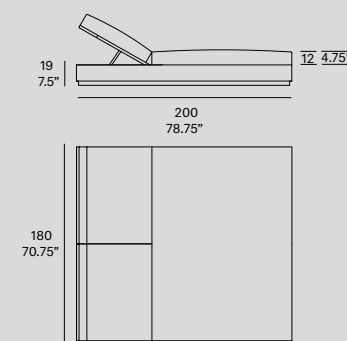
C661
—
Chaise longue



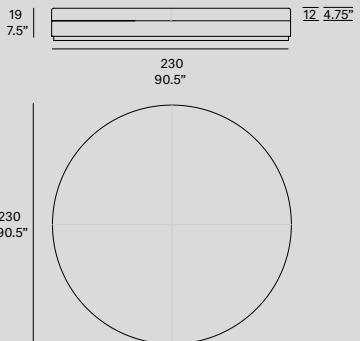
C656
—
Footstool



C662
—
Double chaise longue



C663
—
Round daybed

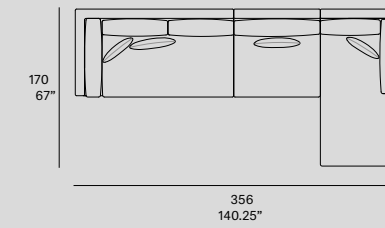


- Legs:
- 100 FT white
 - 111 FT graphite
 - 102 FT light grey
 - 108 FT oxide
 - 109 FT champagne
 - 110 FT bronze
 - satin stainless steel

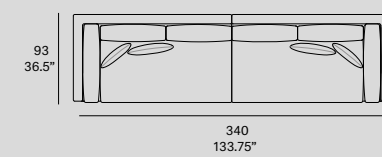
- Upholstered:
- G12
 - G13

composition examples

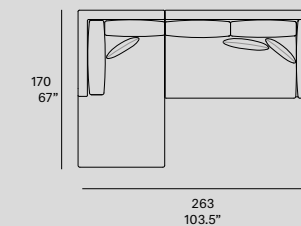
SLIM 03
—
Modular composition



SLIM 02
—
Modular composition



SLIM 01
—
Modular composition



SLIM 04
—
Modular composition

