


CAFÈ	year 2008
	design <i>Werther Toffoloni</i>



Laddove si racconta  
di un'eredità rivisitata generazione dopo generazione.

—  
This is all about  
a single heritage being revisited generation after generation.

Un'estetica neo-rurale. Rinnovati equilibri tra progetto classico e pulizia delle linee. Sedia, poltroncina e sgabello in massello di faggio; opzione sedile imbottito.

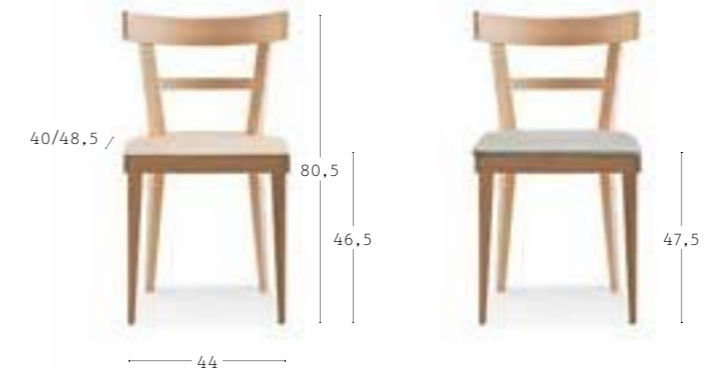
Updated balance between a classical design and the cleanliness of its contemporary lines. Chair, armchair and barstool in stained or lacquered solid beech; variant available with upholstered seat.



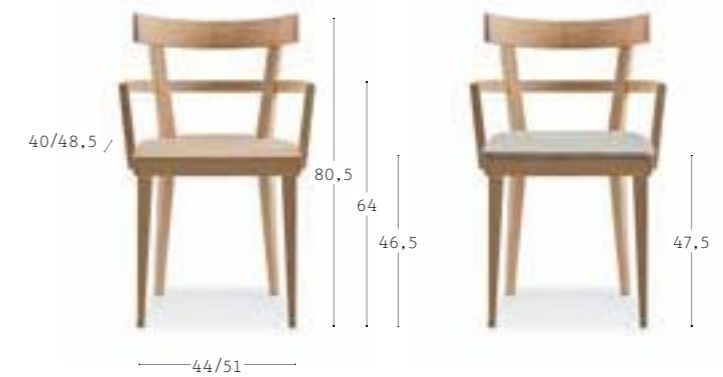








CAFÈ 460		
4,4 kg	0,37 m <sup>3</sup>	2 pz



CAFÈ 461		
5,1 kg	0,23 m <sup>3</sup>	1 pz



CAFÈ 462		
6,0 kg	0,29 m <sup>3</sup>	1 pz

STRUTTURA // FRAME	essenza di faggio tinto o laccato // stained or lacquered beechwood
RIVESTIMENTO // UPHOLSTERY	tessuto, ecopelle, pelle // fabric, faux or real leather.